

1st Grade

Emergency


Packet

READING

Name: _____

Date: _____

Fluency Fun



Directions: Practice reading the phrases two times.

Once you have practiced, find a friend and read the phrases together.

the tall plant	the big blimp	he got stung
in a slump	get the shrimp	clump of grass
crunch and munch	on the swing	to the ranch
the small skunk	spend the cash	blend the drink
the best prank	sing some songs	the bad draft
the tot crept	twist the lid	the skunk stinks

I read the phrases 2 times.

I read the phrases with _____



Name _____

Time to Read

Read the short passage. Answer the questions.

Illustrate the story.

Sweet Tooth

A lot of people say that Tony has a sweet tooth. This means that he loves to eat sweet foods. Tony likes cookies, candies, ice cream and cakes. His favorite sweet food to eat is chocolate chip cookies. He is always begging his mom to bake them! Every weekend, Tony and his mom make a dessert to eat after dinner. Tony's mom only allows him to have one sweet treat a day. If it was up to Tony, he would eat sweets all day long!

1. What do people say about Tony?

2. What does it mean to have a "sweet tooth"?

3. What is Tony's favorite type of sweets?

4. How many sweet treats is Tony allowed?

Name _____

Predictions

Reading Comprehension

Read the short passage and answer the questions.

Julie's Homework

Mrs. Smith began to walk around the room and check that everyone did their homework. Julie started to get nervous. She looked around in her desk and couldn't find her notebook. She thinks that she left it on her bed at home.



Using the text from the story and your own ideas, predict what will happen next.

Name _____


Main Idea

Reading Comprehension

Read the short passage and answer the questions.

At the Beach

There are a lot of fun things to do at the beach. You can swim and surf in the ocean water. If you do not like to be in the water, you can build a sandcastle. You can also play games, such as volleyball, in the sand. Another thing that a lot of people enjoy doing at the beach is to sit in a chair and relax!



1. Write the main idea of the story.

2. Color one detail that supports the main idea.

It is warm at the beach.

You can swim and surf in the ocean water.

There are a lot of people at the beach today.

Name: _____

Main Idea / Key Details

Ice Cream

There are many yummy sweet treats to eat but ice cream is the best! Ice cream comes in many different flavors like chocolate, vanilla, and strawberry. You can eat ice cream in a cup or in a cone. You can even put ice cream on your birthday cake. Ice cream is the perfect choice to keep your taste buds cool on a hot summer day because it is very, very cold. These are some of the reasons why ice cream is the best dessert.


What is the main idea of this story?

Draw a picture of your favorite kind of ice cream.




Name: _____

Main Idea / Key Details



Amazing Alligators

Alligators are amazing animals. Alligators live in the United States but mostly in Florida and Louisiana. You can also see alligators living at the zoo. Alligators are reptiles and they like to swim in the water. They have webbed feet and a big tail to help them swim. Alligators can grow up to 15 feet long and weigh 1,000 pounds. Alligators are carnivores and like to eat small animals, fish, and birds with their sharp teeth. Alligators are amazing!



Main Idea: Alligators are amazing animals.

List 3 key details from the story that help support the main idea.

1.

2.

3.

Name _____

Five W's and How

Choose a book. Answer the six questions about the story using key words.

Title: _____

WHO is it about?	<hr/> <hr/> <hr/> <hr/> <hr/> <hr/> <hr/> <hr/>
WHAT happens?	<hr/> <hr/> <hr/> <hr/> <hr/> <hr/> <hr/> <hr/>
WHERE does it happen?	<hr/> <hr/> <hr/> <hr/> <hr/> <hr/> <hr/> <hr/>
WHEN does it happen?	<hr/> <hr/> <hr/> <hr/> <hr/> <hr/> <hr/> <hr/>
WHY?	<hr/> <hr/> <hr/> <hr/> <hr/> <hr/> <hr/> <hr/>
HOW?	<hr/> <hr/> <hr/> <hr/> <hr/> <hr/> <hr/> <hr/>



Think about a special day you had. Answer *who, what, where, when, why, and how* about your day. Illustrate your response.

* Pick any book from your home or online to use 😊
name _____

book title _____

characters

main idea

setting

fiction
or
non-fiction


FUNDATIONS/ WRITING

Name: _____

Date: _____

Short Vowel Words


Direction: Look at each picture. Fill in the missing vowel to complete each word.



b _ _ t




p _ _ g




d _ _ g




h _ _ t



c _ _ t



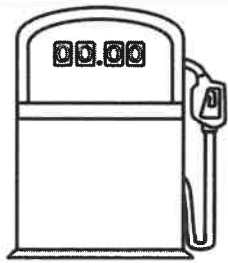
b _ _ s



c _ _ b



w _ _ b



g _ _ s




f _ _ x



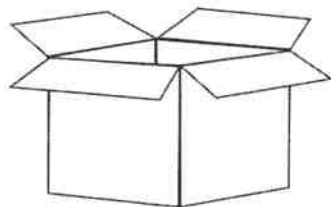
n _ _ t



b _ _ d




m _ _ g



b _ _ x

10

t _ _ n



r _ _ g

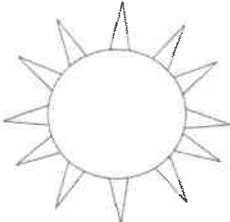
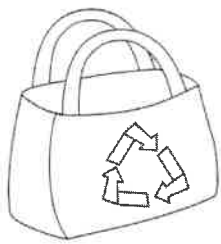




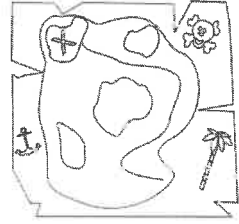



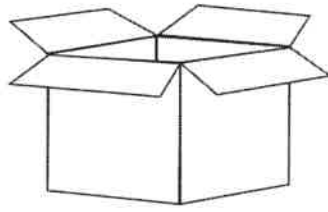



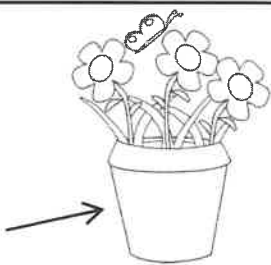

Name: _____

Date: _____

Short Vowel Words

Direction: Say the name of each picture, tap out each letter sound, and write the word on the line.

*Hint: Each word has 3 letters and 3 sounds. They are all short vowel words.



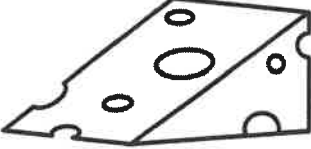
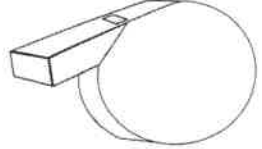
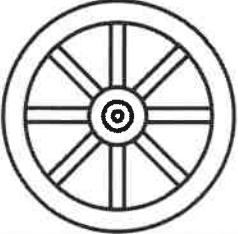










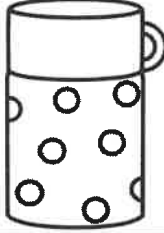
 _____ _____ _____	 _____ _____ _____	 _____ _____ _____	 _____ _____ _____
 _____ _____ _____	 _____ _____ _____	 _____ _____ _____	 _____ _____ _____
 _____ _____ _____	 _____ _____ _____	 _____ _____ _____	 _____ _____ _____
 _____ _____ _____	 _____ _____ _____	 _____ _____ _____	 _____ _____ _____

Name: _____

Date: _____

Beginning Digraphs

Directions: Look at each picture. Write the beginning digraph (ch, sh, th, or wh) on the line.

<p>Example:</p>  <p>_____</p> <p>_____</p> <p>_____</p>	 <p>_____</p> <p>_____</p> <p>_____</p>	 <p>_____</p> <p>_____</p> <p>_____</p>	 <p>_____</p> <p>_____</p> <p>_____</p>
 <p>_____</p> <p>_____</p> <p>_____</p>	 <p>_____</p> <p>_____</p> <p>_____</p>	 <p>_____</p> <p>_____</p> <p>_____</p>	 <p>_____</p> <p>_____</p> <p>_____</p>
 <p>_____</p> <p>_____</p> <p>_____</p>	 <p>_____</p> <p>_____</p> <p>_____</p>	 <p>_____</p> <p>_____</p> <p>_____</p>	 <p>_____</p> <p>_____</p> <p>_____</p>
 <p>_____</p> <p>_____</p> <p>_____</p>	 <p>_____</p> <p>_____</p> <p>_____</p>	 <p>_____</p> <p>_____</p> <p>_____</p>	 <p>_____</p> <p>_____</p> <p>_____</p>

Name: _____


Date: _____

Digraphs


Directions: Look at each picture. Write the missing digraph (ch, sh, th, wh, or ck) to complete each word.



___ ___ ick



___ ___ ark



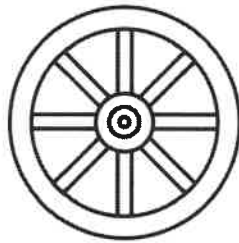
___ ___ read




___ ___ est



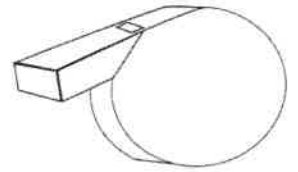
so ___ ___



___ ___ eel




du ___ ___



___ ___ istle



___ ___ ovel



clo ___ ___



___ ___ isk



___ ___ umb

Name: _____

Date: _____

Practice Sheet



Directions: Trace and write each word in your neatest handwriting.

ball	_____	mall	_____
call	_____	small	_____
fall	_____	tall	_____
hall	_____	wall	_____

Directions: Choose 3 words from above and use each one in a sentence.

1.

2.

3.

Bonus: Choose one sentence from above and draw a picture to match it on the back of this page.

Name: _____

Date: _____

Making Words



Directions: Write as many real words as you can for the bonus letters.

ff
ff
ff
ff
ff

ll
ll
ll
ll
ll

ss
ss
ss
ss
ss

Choose one word from above and use it in a sentence. Then draw a picture to match your sentence.

Name: _____

Date: _____

Let's Sort!











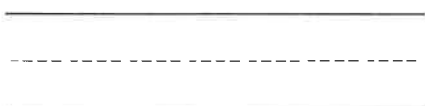

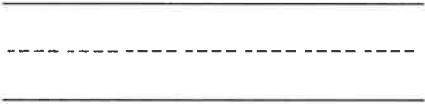





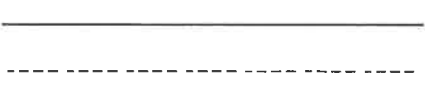

-am	-an

ran	tan	can	ham
fan	Pam	van	ram
Sam	man	jam	bam

Name: _____ Date: _____

Let's Practice!






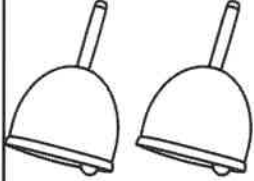






Directions: Write the singular and plural words for each picture.

	singular (one)	plural (more than one)
Example: 		
		
		
		
		
		

Name: _____ Date: _____

Plural Practice

Directions: Look at each picture. Write the baseword and then make it plural (show more than one). All of the words are short vowel words.

baseword	suffix -s (plural)
 _____ _____ _____	 _____ _____ _____
 _____ _____ _____	 _____ _____ _____
 _____ _____ _____	 _____ _____ _____
 _____ _____ _____	 _____ _____ _____
 _____ _____ _____	 _____ _____ _____
 _____ _____ _____	 _____ _____ _____

Name: _____

Date: _____

Let's Sort!



Directions: Read the words and sort them by the sound of the suffix.
For example: The suffix -s says /s/ in pets. The suffix -s says /z/ in bugs.

/s/	/z/

banks

rings

honks

songs

kings

thinks

fangs

winks

tanks

sings

rinks

wings

Name: _____

Date: _____



Making Words

Directions: Make new words for each glued sound.

-ang	-ing	-ong	-ung
ang	ing	ong	ung
ang	ing	ong	ung
ang	ing	ong	ung
ang	ing	ong	ung
ang	ing	ong	ung

Choose one word from above and use it in a sentence. Then draw a picture to match your sentence.

A large, empty rectangular box with a black border, intended for drawing a picture related to the sentence written above.

Name: _____

Date: _____

Practice Sheet

Directions: Add the suffix -s to each word.

frog	_____	clock	_____
crab	_____	flag	_____
pond	_____	drum	_____
camp	_____	clam	_____
vest	_____	plug	_____

Directions: Choose 3 words from above and use each one in a sentence.

1. _____

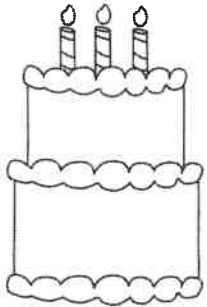
2. _____

3. _____


Name: _____ Date: _____

Long Vowels

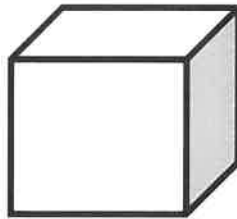
Directions: Look at each picture. Fill in the missing vowels to complete the word.



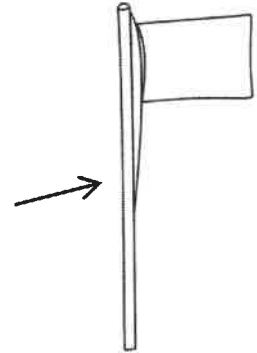
c _ _ k _ _




wh _ _ l _ _



c _ _ b _ _



p _ _ l _ _



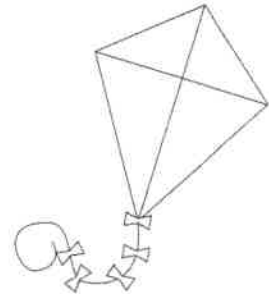
gr _ _ p _ _



d _ _ m _ _



c _ _ n _ _



k _ _ t _ _

Directions: Add an e to each word to make a new word.

Example:

cap

cape

spin

tap

hop

not

cub

Name: _____

Date: _____

Let's Practice

Directions: Trace the word. Write the word. Add the suffix -s to the word.

Trace the Word	Write the Word	Add suffix -s
Example: grape	grape	grapes
save		
pole		
cake		
ape		
whale		
snake		

*Write a sentence using one word from above. Underline the word you chose.

Name: _____ Date: _____

Capitalization & Punctuation

Directions: Rewrite each sentence using capital letters and correct ending punctuation.

1. the bug was on the rug

2. ted had to fix a rip in his hat

3. the kid ran to the bus

4. he had a sip of pop

5. the cub was in his den

6. ben had a big quiz

Your turn! Write a sentence using correct capitalization and punctuation.

Name: _____ Date: _____

Unscramble the Sentence

Directions: Unscramble the sentences and rewrite them correctly.


1. has on neck. He a rash his

2. had rush to Seth to the bus.

3. nap had Rick a on the deck.

4. got fish. She big the

Directions: Fill in the missing trick word.
(has, to, as, she)



1. He is _____ tall as me.

2. _____ got that red dress at the shop.

3. Beth had _____ get the dog in the tub.

4. Jack _____ a rash on his back.

MATH

Name _____

B

addition to 20

$$\begin{array}{r} 6 \\ + 5 \\ \hline \end{array}$$

$$\begin{array}{r} 4 \\ + 9 \\ \hline \end{array}$$

$$\begin{array}{r} 8 \\ + 8 \\ \hline \end{array}$$

$$\begin{array}{r} 16 \\ + 3 \\ \hline \end{array}$$

$$\begin{array}{r} 18 \\ + 2 \\ \hline \end{array}$$

$$\begin{array}{r} 7 \\ + 6 \\ \hline \end{array}$$

$$\begin{array}{r} 9 \\ + 3 \\ \hline \end{array}$$

$$\begin{array}{r} 14 \\ + 5 \\ \hline \end{array}$$

$$\begin{array}{r} 17 \\ + 0 \\ \hline \end{array}$$

$$\begin{array}{r} 6 \\ + 9 \\ \hline \end{array}$$

$$\begin{array}{r} 11 \\ + 3 \\ \hline \end{array}$$

$$\begin{array}{r} 5 \\ + 8 \\ \hline \end{array}$$

This was:
(Circle one)

Easy

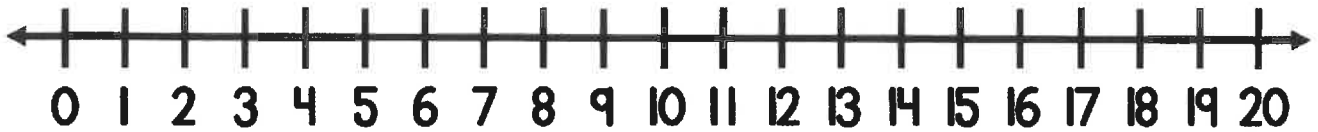
Just Right

Hard

Name _____



number lines



8	7	15	9	12	16
+ 5	+ 4	+ 3	+ 7	+ 5	+ 2
<hr/>	<hr/>	<hr/>	<hr/>	<hr/>	<hr/>

17	2	10	8	7	8
+ 0	+ 9	+ 4	+ 9	+ 5	+ 6
<hr/>	<hr/>	<hr/>	<hr/>	<hr/>	<hr/>

12	14	5	8	10	9
+ 8	+ 3	+ 7	+ 3	+ 2	+ 3
<hr/>	<hr/>	<hr/>	<hr/>	<hr/>	<hr/>

This was: Easy Just Right Hard
(Circle one)

Name _____

B

WORD PROBLEMS

We see 8 bats in the cave. 5 fly out.
How many bats do we see now?

___ ○ ___ ○ ___

There are 6 frogs on a log. 2 hop off.
How many frogs are on the log?

___ ○ ___ ○ ___

Max has 9 pet crabs. He gives 3 away.
How many crabs does he have left?

___ ○ ___ ○ ___

Dan has 5 bugs in his net. He lets 4
of them go. How many bugs are left?


___ ○ ___ ○ ___

This was: Easy Just Right Hard
(Circle one)


Name _____



number sentences




___ - ___ = ___



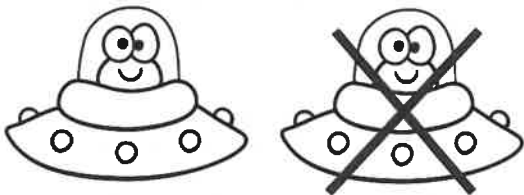
___ - ___ = ___




___ - ___ = ___




___ - ___ = ___




___ - ___ = ___



___ - ___ = ___




___ - ___ = ___



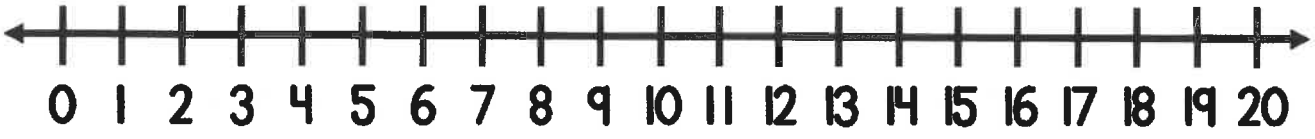
___ - ___ = ___

This was: Easy Just Right Hard
(Circle one)

Name _____



number lines



$18 - 2 = \square$

$14 - 7 = \square$

$16 - 11 = \square$

$18 - 5 = \square$

$15 - 7 = \square$

$12 - 4 = \square$

$20 - 6 = \square$

$17 - 2 = \square$

$17 - 12 = \square$

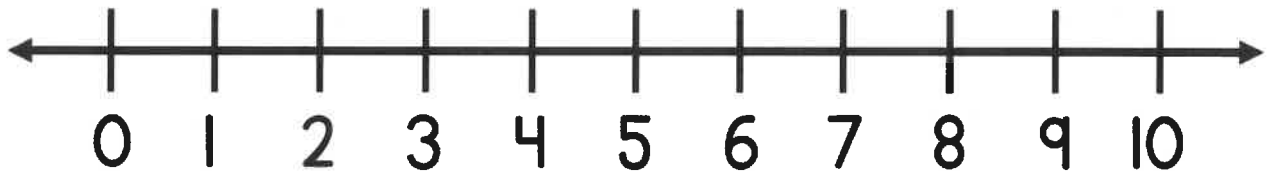
$14 - 3 = \square$

This was: Easy Just Right Hard
(Circle one)

Name _____



COUNTING BACK



8	4	8	7	5
- 5	- 3	- 6	- 4	- 2
_____	_____	_____	_____	_____

10	7	9	6	10
- 3	- 2	- 5	- 4	- 6
_____	_____	_____	_____	_____

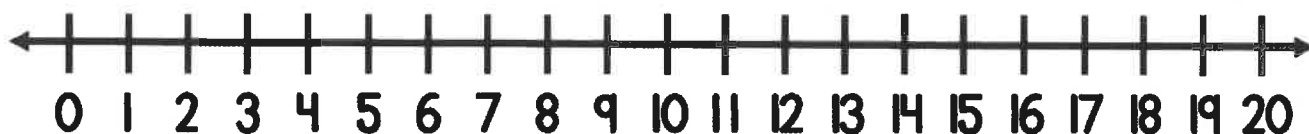
7	8	5	9	6
- 6	- 1	- 4	- 3	- 5
_____	_____	_____	_____	_____

This was: Easy Just Right Hard
(Circle one)

Name _____

B

mixed practice



$$\begin{array}{r} 8 \\ + 5 \\ \hline \end{array}$$

$$\begin{array}{r} 17 \\ - 3 \\ \hline \end{array}$$

$$\begin{array}{r} 5 \\ + 6 \\ \hline \end{array}$$

$$\begin{array}{r} 16 \\ - 9 \\ \hline \end{array}$$

$$\begin{array}{r} 15 \\ + 2 \\ \hline \end{array}$$

$$\begin{array}{r} 10 \\ + 4 \\ \hline \end{array}$$

$$\begin{array}{r} 14 \\ - 6 \\ \hline \end{array}$$

$$\begin{array}{r} 9 \\ + 5 \\ \hline \end{array}$$

$$\begin{array}{r} 12 \\ - 4 \\ \hline \end{array}$$

$$\begin{array}{r} 10 \\ + 9 \\ \hline \end{array}$$

$$\begin{array}{r} 11 \\ + 6 \\ \hline \end{array}$$

$$\begin{array}{r} 18 \\ - 7 \\ \hline \end{array}$$

$$\begin{array}{r} 12 \\ + 8 \\ \hline \end{array}$$

$$\begin{array}{r} 19 \\ - 3 \\ \hline \end{array}$$

$$\begin{array}{r} 9 \\ + 3 \\ \hline \end{array}$$

This was: Easy Just Right Hard
(Circle one)

Name _____



fact families

2 5 7

3 2 5

___ + ___ = ___

___ + ___ = ___

___ + ___ = ___

___ + ___ = ___

___ - ___ = ___

___ - ___ = ___

___ - ___ = ___

___ - ___ = ___

1 7 8

4 5 9

___ + ___ = ___

___ + ___ = ___

___ + ___ = ___

___ + ___ = ___

___ - ___ = ___


___ - ___ = ___

___ - ___ = ___

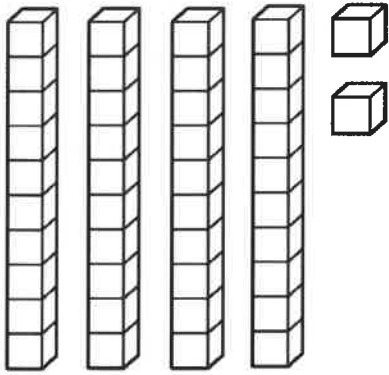
___ - ___ = ___

This was: Easy Just Right Hard
(Circle one)

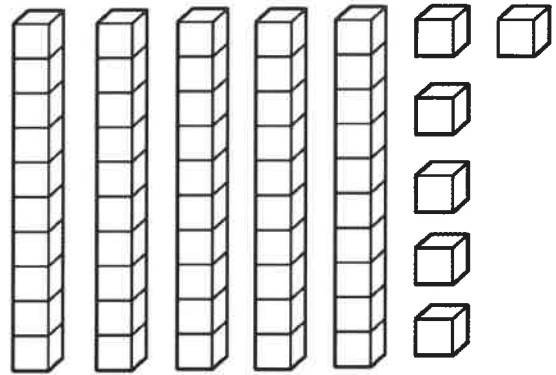
Name _____



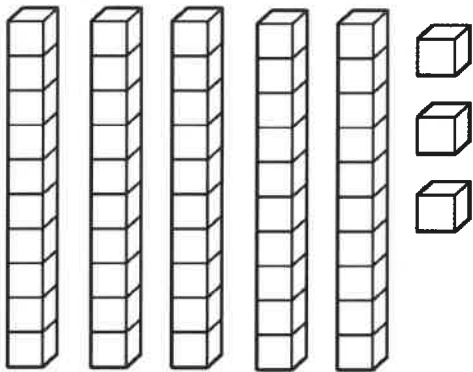
place value



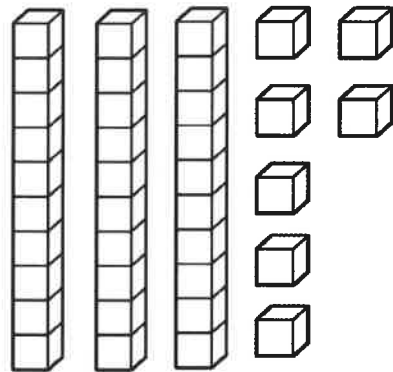
___ tens ___ ones



___ tens ___ ones



___ tens ___ ones



___ tens ___ ones


This was:
(Circle one)

Easy

Just Right

Hard

Name _____



GROUPS of ten

9 tens = 90

4 ones = 4

3 ones =

8 tens =

5 tens =

7 ones =

9 ones =

7 tens =

4 tens =

5 ones =

8 ones =


2 tens =

6 ones =

1 ten =

This was: Easy Just Right Hard
(Circle one)

0~100



> Greater Than
Less Than

Name: _____
or Equal To
=

Write in the symbol that makes the problem true.

>, < or =

1. 35 <input type="text"/> 52	2. 40 <input type="text"/> 74	3. 45 <input type="text"/> 30
4. 84 <input type="text"/> 77	5. 38 <input type="text"/> 64	6. 51 <input type="text"/> 39
7. 43 <input type="text"/> 43	8. 79 <input type="text"/> 28	9. 99 <input type="text"/> 89
10. 23 <input type="text"/> 22	11. 66 <input type="text"/> 77	12. 6 <input type="text"/> 16
13. 98 <input type="text"/> 89	14. 18 <input type="text"/> 18	15. 30 <input type="text"/> 49